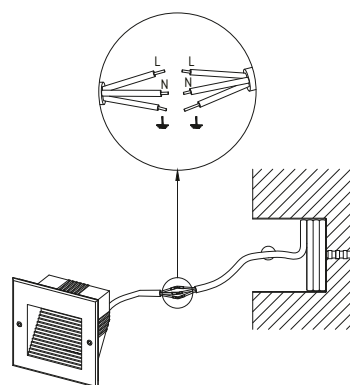
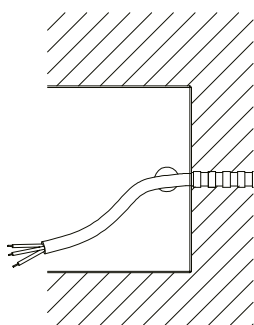
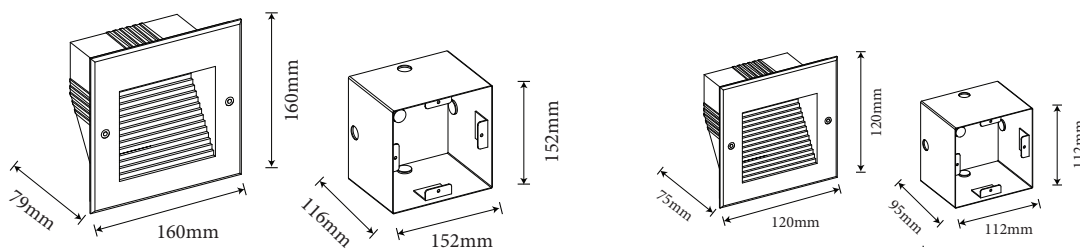


# TABLERON Q

## USER MANUAL

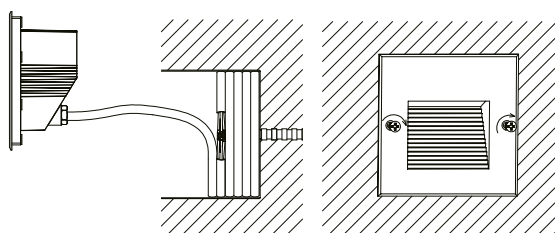


1. The luminaire shall be installed by a qualified electrician and wired in accordance with the latest IEE electrical regulations or the national requirements.
2. No supplied water-proof box, installation should be advised by qualified professional.
3. The external flexible cable can not be replaced. If the cable is damaged, the luminaire should be discarded.



1. Put the sleeve into the wall, the side should be on the same level with the wall surface, cable need to go through the sleeve.

2. Connect the cable with the light, keep enough length for the maintain.



3. Put the light fixture into the sleeve and fix the fixture light with the sleeve by screw on two side of cover.