

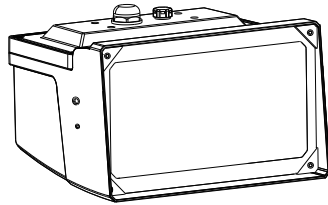
# TEXUS BOX USER MANUAL



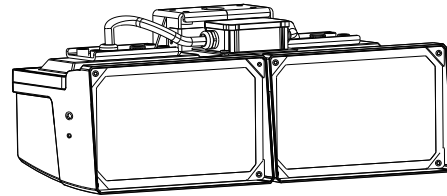
1. The luminaire shall be installed by a qualified electrician and wired in accordance with the latest IEE electrical regulations or the national requirements.
2. No supplied water-proof box, installation should be advised by qualified professional.
3. The external flexible cable can not be replaced. If the cable is damaged, the luminaire should be discarded.

# LED Flood Light

## Installation Instructions



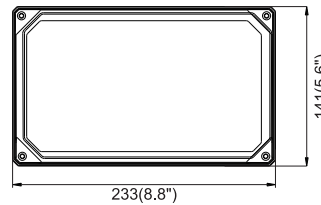
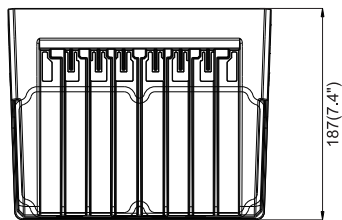
Single Module



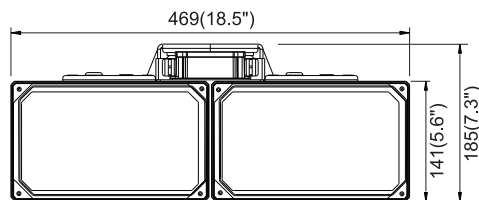
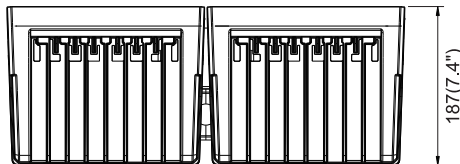
Double Module



### Physical Dimensions(Unit: mm/inch)

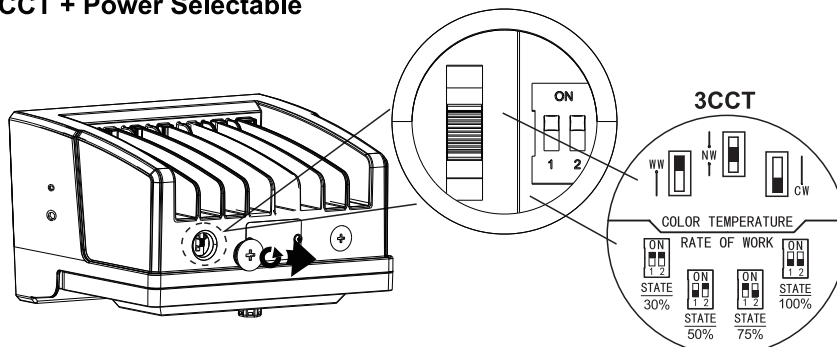


Single module

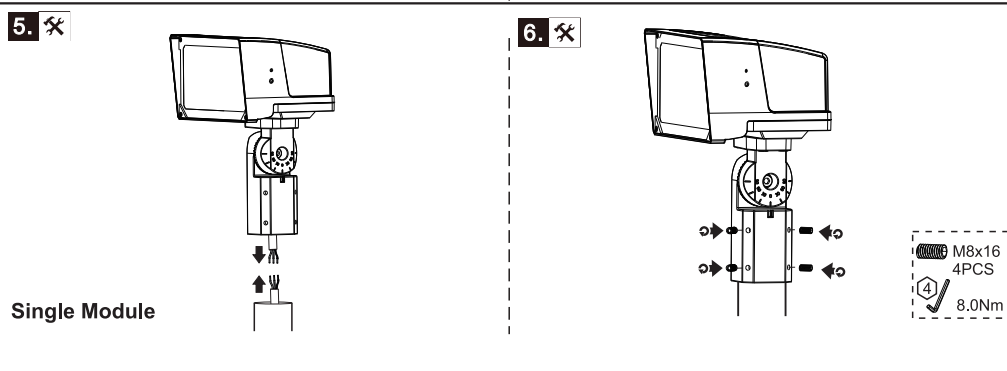
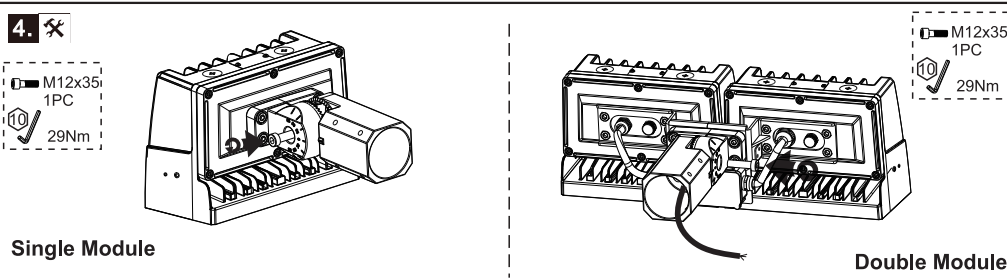
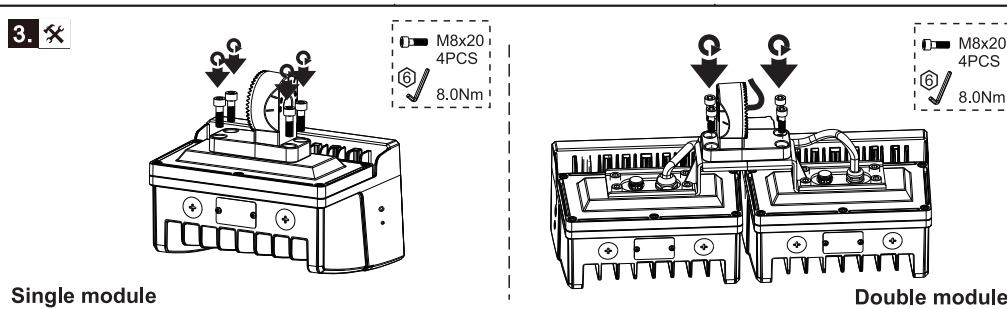
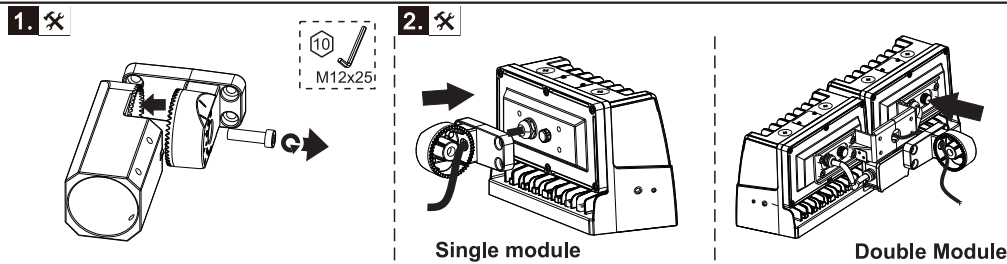
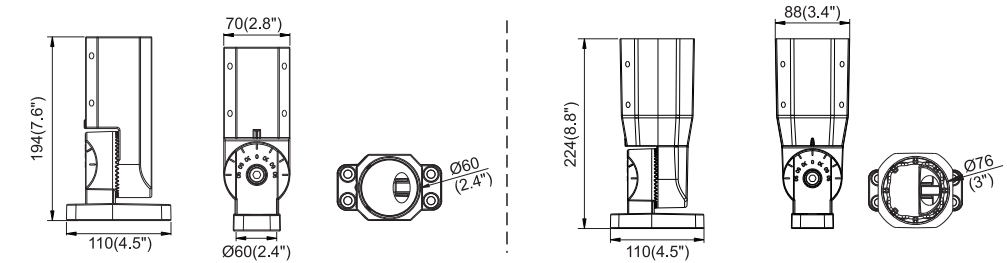


Double module

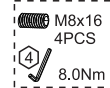
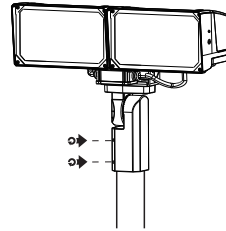
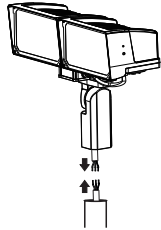
### CCT + Power Selectable



### Slipfitter Mount(Unit: mm/inch)

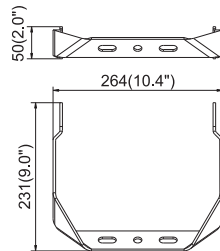


### Double Module

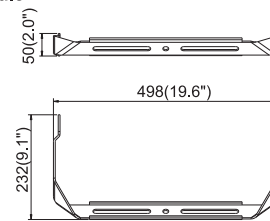


### Yoke Mount(Unit: mm/inch)

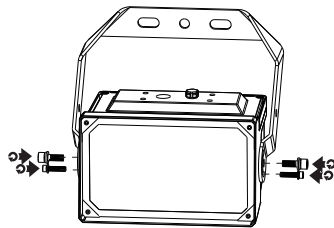
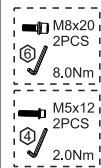
#### Single Module



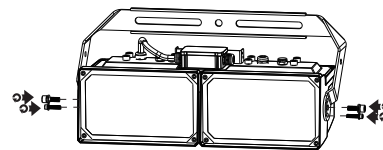
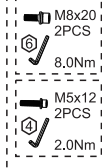
#### Double Module



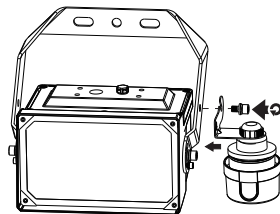
### 1. Single Module



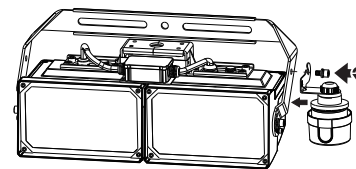
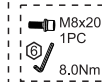
### Double Module



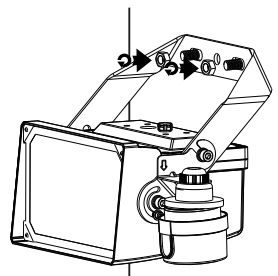
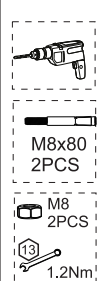
### 2. Single Module



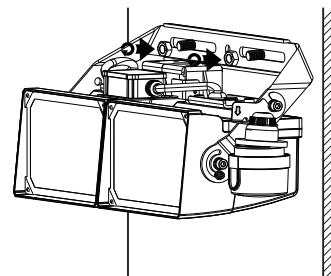
### Double Module



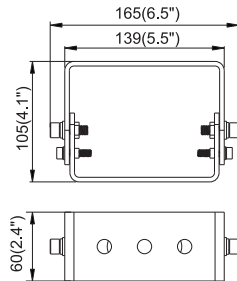
### 2. Single Module



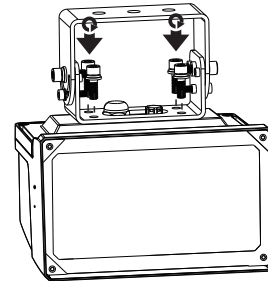
### Double Module



### Wall Mount(Unit: mm/inch)

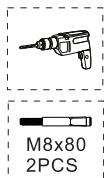


1. ✂

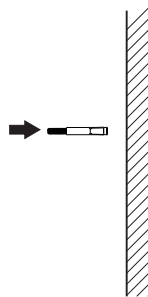


M8x12  
4PCS  
8.0Nm

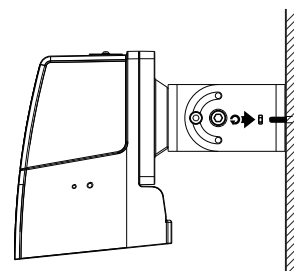
2. ✂



M8x80  
2PCS



M8  
2PCS  
1.2Nm



#### Dimmable

⊙ DIM+/DA1	purple	or	purple	or	blue	or	brown	or	black	or	red
⊙ DIM-/DA2	gray		pink		white		blue		gray		orange
⊙ DIM+/DA1	purple		purple		purple		purple		purple		
⊙ DIM-/DA2	gray		pink		gray		pink		pink		
⊙ Aux 12Vdc +	pink		black/white		black/white		red				
L	brown		black								
N	blue		white								
⊙ GND	yellow/green		green								
⊙ DIM+/DA1	purple		purple		purple		purple		purple		
⊙ DIM-/DA2	gray		pink		pink		orange		gray		
⊙ Aux 12Vdc +	pink		black/white		black/white		black/white		black/white		
⊙ Aux 12Vdc -	black/white		blue/white		blue/white		orange		orange		
L	brown		black		black		black		black		
N	blue		white		white		white		white		
⊙ GND	yellow/green		green		green		green		green		
⊙ DIM+/DA1	black		red		red		black		black		
⊙ DIM-/DA2	gray		orange		orange		gray		gray		

**Warning!** Do not wire dim cord to high voltage, or dim function will fail.

- The light source contained in this luminaire shall only be replaced by the manufacturer or his service agent or a similar qualified person.
- For type Y attachments:  
if the external flexible cable or cord of this luminaire is damaged, it shall be exclusively replaced by the manufacturer or his service agent or a similar qualified person in order to avoid a hazard.