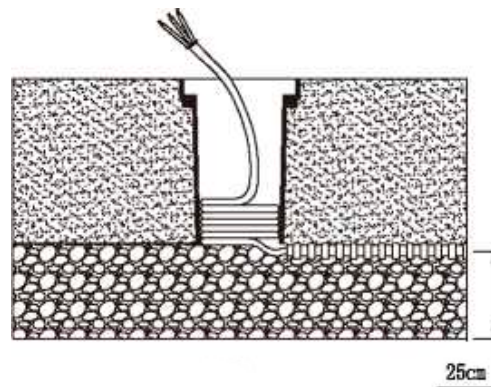


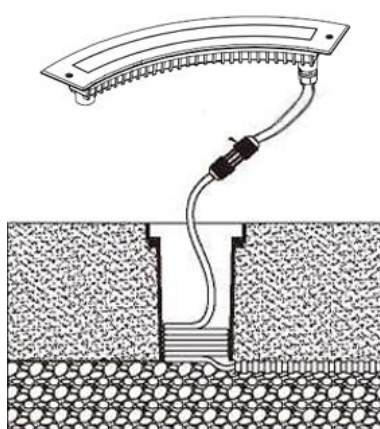
LYNX RING USER MANUAL



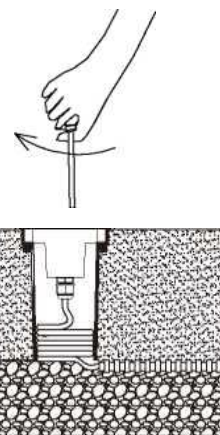
1. The luminaire shall be installed by a qualified electrician and wired in accordance with the latest IEE electrical regulations or the national requirements.
2. No supplied water-proof box, installation should be advised by qualified professional.
3. The external flexible cable can not be replaced. If the cable is damaged, the luminaire should be discarded.



1. Put mounting sleeve into the hole and keep it level with the ground. The power cable must pass through the sleeve



2. Connected power cord and lamp's cable using IP connector (IP67), and then lock the waterproof connector, and keep enough length for convenient maintenance.



3. Place the long power cord in the mounting sleeve, and then put the lamp in the embedded box.